

## JOINERY LIGHTING - SWITCHES & ACCESSORIES

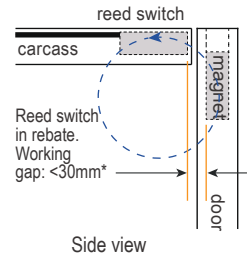
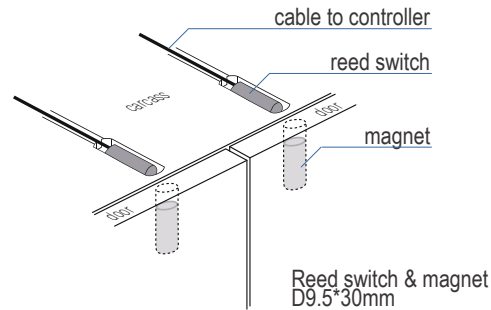
P1

### CONCEALED DOOR SWITCH SYSTEM

LD1400



□ LD1400



Featuring invisibility, silent switching, operational gap up to 30mm, unlimited doors and a maintenance free lifespan. Use with Lightdream controllers.

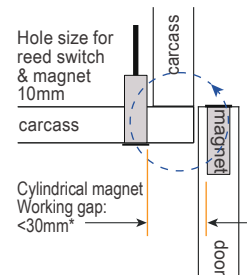
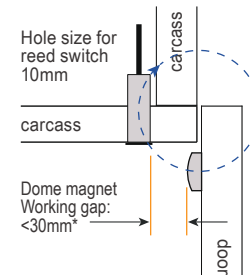
### RECESSED DOOR SWITCH SYSTEM

LD1401



□ LD1401

Flush finish with the surface when installed. A variety magnets and colours available. Use with Lightdream controllers.



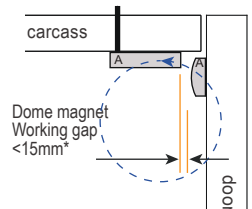
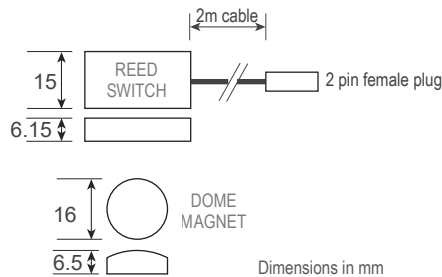
### SURFACE MOUNTED DOOR SWITCH SYSTEM

LD1402



□ LD1402

**PEEL N STICK**  
Easy to install door switch system using surface mounted reed switch & magnet. Parts available in various colours to match interior finishes. Use with Lightdream controllers.



### CONTROLLERS

LD2000-A & LD2040

#### AC CONTROLLER FOR REED SWITCHES

- switches mains power
- four reed switch inputs
- two channels
- automatically switches off if a door is left open.
- max load 500W
- LD2000-A



#### DC CONTROLLER FOR REED SWITCHES

- switches 12/24VDC
- four reed switch inputs
- designed for use with either a power adapter or a LED driver.
- max load 5A
- LD2040



## JOINERY LIGHTING - SWITCHES & ACCESSORIES

P2

### POWER SUPPLIES

LD1610, LD1612, LD1614 & LD1616

Power adapters and LED drivers for use with Lightdream DC controller LD2040.



12V, 12W  
□ LD1610



12V, 24W  
□ LD1612



12V, 36W  
□ LD1614



12/24V, 50W  
□ LD1616

### CABLES

LD1420, LD1562, LD1563

2 & 4 way splitter cables for connecting to multiple DC controllers.  
□ LD1562



2 & 4m extension cables for reed switches.  
□ LD1563



6 Port expansion card for reed switches.  
□ LD1420



### SENSOR-SWITCHES

LD2022, LD2024

Recessed and surface mounted magnetically controlled door activated sensor-switches.  
Switches 12/24V @ 3A.  
12/24V power-in, power-out to 12/24V LED.  
Wide range of magnets and colours available to suit interior finish.

□ LD2022



□ LD2024



### PIR MOTION SENSORS

LD2000-P & LD1424

240V AC MINIATURE PIR MOTION SENSOR  
○ switches 240V AC @ 2A  
○ 20mm across face, 14mm hole  
○ up to four PIR per controller & two/channel  
○ 10sec to 30m time delay  
○ Range 2-3m  
○ Available in black & white with matching lens.  
□ LD2000-P



12/24V MINIATURE PIR MOTION SENSOR  
○ switches 12/24V @ 3A  
○ 20mm across face, 14mm hole  
○ 20 sec time delay  
○ range 2-3m  
○ available in black & white with matching lens.  
□ LD1424



### LIGHTING

LED STRIP - CUT TO SIZE



PELMET LIGHTING KIT



PANTRY & LAUNDRY LIGHTING KITS

